

hp//National Finance/Final 2020

**NATIONAL FINANCE LIMITED**  
Confidence Center (Level-8),  
Kha-09, Pragati Sarani, Shahjadpur,  
Gulshan, Dhaka-1212.

**NATIONAL FINANCE LIMITED**  
**INDEPENDENT AUDITOR'S REPORT AND FINANCIAL STATEMENTS**  
For the year ended 31 December 2020

Content	Page No.
* Independent Auditor's Report	1-4
* Balance Sheet	5-6
* Profit and Loss Account	7
* Statement of Changes in Equity	8
* Statement of Cash Flows	9
* Liquidity Statement	10
* Notes to the Financial Statements	11-35
* Annexure - A (Schedule of Fixed Assets)	36
* Annexure - B (Details of Investment in Shares)	37-38
* Annexure - C (Directors Meeting & Attendance)	39
* Annexure - D (Particulars of Related Parties Transaction)	40
* Annexure - E (Directors' Involvement in other Companies)	41
* Annexure - F (Tax Status)	42
* Annexure - G (Overall Performance Highlights)	43

**K. M. HASAN & CO.**  
Chartered Accountants  
Home Town Apartment (8th & 9th Floor)  
87, New Eskaton Road, Dhaka-1000  
Phone : 9351457, 9351564  
Fax : 88-02-9345792  
E-mail: info@kmhasan.com.bd  
www.kmhasan.com.bd

**Independent Auditor's Report  
To the Shareholders of  
NATIONAL FINANCE LIMITED**

**Report on the Audit of the Financial Statements**

**Opinion**

We have audited the financial statements of **NATIONAL FINANCE LIMITED** which comprise the balance sheet as at 31 December 2020 and the profit and loss account, statements of changes in equity and cash flow statement for the year then ended, and notes to the financial statements, including a summary of significant accounting policies.

In our opinion, the accompanying financial statements of the Company give a true and fair view of the financial position of the Company as at 31 December 2020, and of its financial performance and its cash flows for the year then ended in accordance with International Financial Reporting Standards (IFRSs) as explained in note 2.

**Basis for Opinion**

We conducted our audit in accordance with International Standards on Auditing (ISAs). Our responsibilities under those standards are further described in the Auditor's Responsibilities for the Audit of the Financial Statements section of our report. We are independent of the Company in accordance with the International Ethics Standards Board for Accountants' Code of Ethics for Professional Accountants (IESBA Code), and Bangladesh Bank, and we have fulfilled our other ethical responsibilities in accordance with the IESBA Code and the Institute of Chartered Accountants of Bangladesh (ICAB) Bye Laws. We believe that the audit evidence we have obtained is sufficient and appropriate to provide a basis for our opinion.

**Other Information**

Management is responsible for the other information. The other information comprises all of the information in the Annual Report other than the financial statements and our auditor's report thereon. The Annual Report is expected to be made available to us after the date of this auditor's report.

Our opinion on the financial statements does not cover the other information and we do not express any form of assurance conclusion thereon.

In connection with our audit of the financial statements, our responsibility is to read the other information identified above when it becomes available and, in doing so, consider whether the other information is materially inconsistent with the financial statements or our knowledge obtained in the audit or otherwise appears to be materially misstated.

If, based on the work we have performed on the other information that we obtained prior to the date of this auditor's report, we conclude that there is a material misstatement of this other information, we are required to report that fact. We have nothing to report in this regard.





## **Responsibilities of Management and Those Charged with Governance for the Financial Statements and Internal Controls**

Management is responsible for the preparation and fair presentation of the financial statements of the Company in accordance with IFRSs as explained in note 2, and for such internal control as management determines is necessary to enable the preparation of financial statements that are free from material misstatement, whether due to fraud or error.

In preparing the financial statements, management is responsible for assessing the Company's ability to continue as a going concern, disclosing, as applicable, matters related to going concern and using the going concern basis of accounting unless management either intends to liquidate the Company or to cease operations, or has no realistic alternative but to do so.

Those charged with governance are responsible for overseeing the Company's financial reporting process.

## **Auditor's Responsibilities for the Audit of the Financial Statements**

Our objectives are to obtain reasonable assurance about whether the financial statements as a whole are free from material misstatement, whether due to fraud or error, and to issue an auditor's report that includes our opinion. Reasonable assurance is a high level of assurance, but is not a guarantee that an audit conducted in accordance with ISAs will always detect a material misstatement when it exists. Misstatements can arise from fraud or error and are considered material if, individually or in the aggregate, they could reasonably be expected to influence the economic decisions of users taken on the basis of these financial statements.

As part of an audit in accordance with ISAs, we exercise professional judgment and maintain professional skepticism throughout the audit. We also:

- Identify and assess the risks of material misstatement of the financial statements, whether due to fraud or error, design and perform audit procedures responsive to those risks, and obtain audit evidence that is sufficient and appropriate to provide a basis for our opinion. The risk of not detecting a material misstatement resulting from fraud is higher than for one resulting from error, as fraud may involve collusion, forgery, intentional omissions, misrepresentations, or the override of internal control.
- Obtain an understanding of internal control relevant to the audit in order to design audit procedures that are appropriate in the circumstances.
- Evaluate the appropriateness of accounting policies used and the reasonableness of accounting estimates and related disclosures made by management.
- Conclude on the appropriateness of management's use of the going concern basis of accounting and based on the audit evidence obtained, whether a material uncertainty exists related to events or conditions that may cast significant doubt on the Company's ability to continue as a going concern. If we conclude that a material uncertainty exists, we are required to draw attention in our auditor's report to the related disclosures in the financial statements or if such disclosures are inadequate, to modify our opinion. Our conclusions are based on the audit evidence obtained up to the date of our auditor's report. However, future events or conditions may cause the Company to cease to continue as a going concern.



- Evaluate the overall presentation, structure and content of the financial statements, including the disclosures, and whether the financial statements represent the underlying transactions and events in a manner that achieves fair presentation.
- Obtain sufficient appropriate audit evidence regarding the financial information of the entities to express an opinion on the financial statements. We are responsible for the direction, supervision and performance of the audit. We remain solely responsible for our audit opinion.

We communicate with those charged with governance regarding, among other matters, the planned scope and timing of the audit and significant audit findings, including any significant deficiencies in internal control that we identify during our audit.

We also provide those charged with governance with a statement that we have complied with relevant ethical requirements regarding independence, and to communicate with them all relationships and other matters that may reasonably be thought to bear on our independence, and where applicable, related safeguards.

From the matters communicated with those charged with governance, we determine those matters that were of most significance in the audit of the financial statements of the current period. We describe these matters in our auditors' report unless law or regulation precludes public disclosure about the matter or when, in extremely rare circumstances, we determine that a matter should not be communicated in our report because the adverse consequences of doing so would reasonably be expected to outweigh the public interest benefits of such communication.

#### **Report on other Legal and Regulatory Requirements**


In accordance with the Companies Act, 1994, the Financial Institutions Act, 1993 and the rules and regulations issued by Bangladesh Bank, we also report that:

- (i) we have obtained all the information and explanations which to the best of our knowledge and belief were necessary for the purpose of our audit and made due verification thereof;
- (ii) in our opinion, proper books of accounts as required by law have been kept by the Company so far as it appeared from our examination of those books;
- (iii) the balance sheet and profit and loss account together with the annexed notes dealt with by the report are in agreement with the books of account and returns;
- (iv) the expenditures incurred were for the purpose of the Company's business for the year;
- (v) the financial statements of the Company have been drawn up in conformity with the Financial Institutions Act, 1993 and in accordance with the accounting rules and regulations which were issued by Bangladesh Bank to the extent applicable to the Company;
- (vi) adequate provisions have been made for loans, advances, leases, investment and other assets which are, in our opinion, doubtful of recovery and Bangladesh Bank's instructions in this regard have been followed properly;



- (vii) the financial statements of the Company conform to the prescribed standards set in the accounting regulations which were issued by Bangladesh Bank after consultation with the professional accounting bodies of Bangladesh;
- (viii) the records and statements which were submitted by the branches have been properly maintained and recorded in the financial statements;
- (ix) statements sent to Bangladesh Bank have been checked on sample basis and no inaccuracy has come to our attention;
- (x) taxes and other duties were collected and deposited in the Government treasury by the Company as per Government instructions found satisfactory based on test checking;
- (xi) nothing has come to our attention that the Company has adopted any unethical means i.e. 'window dressing' to inflate the profit and mismatch between the maturity of assets and liabilities;
- (xii) proper measures have been taken to eliminate the irregularities mentioned in the inspection report of Bangladesh Bank and the instructions which were issued by Bangladesh Bank and other regulatory authorities have been complied properly as disclosed to us by management;
- (xiii) based on our work as mentioned above under the auditor's responsibility section, the internal control and the compliance of the Company is satisfactory, and effective measures have been taken to prevent possible material fraud, forgery and internal policies are being followed appropriately;
- (xiv) the Company has complied with relevant laws pertaining to capital, reserve and net worth, cash and liquid assets and procedure for sanctioning and disbursing loans/leases found satisfactory;
- (xv) we have reviewed over 80% of the risk weighted assets of the Company and we have spent around 912 person hours for the audit of the books and accounts of the Company;
- (xvi) the Company has complied with relevant instructions which were issued by Bangladesh Bank relevant to classification, provisioning and calculation of interest suspense;
- (xvii) the Company has complied with the 'First Schedule' of Financial Institutions Act, 1993 in preparing these financial statements; and
- (xviii) all other issues which in our opinion are important for the stakeholders of the Company have been adequately disclosed in the audit report.

Place: Dhaka  
Date: 02 August 2021

  
**Md. Farhad Husain Suman FCA**  
Enrollment No.: 1635  
Partner  
**K. M. HASAN & CO.**  
Chartered Accountants  
DVC No.: 2108101635AS150625

**NATIONAL FINANCE LIMITED**

**BALANCE SHEET**

As at 31 December 2020

Particulars	Notes	Amount in Taka	
		2020	2019
<b>PROPERTY AND ASSETS</b>			
Cash	3.00	50,272,963	106,501,799
Cash in hand (including foreign currencies)	3.01	37,618	21,562
Balance with Bangladesh Bank & Agent Bank (Including Foreign Currencies)	3.02	50,235,345	106,480,237
Balance with other Banks and Financial Institutions	4.00	517,540,389	469,813,971
In Bangladesh	4.01	517,540,389	469,813,971
Outside Bangladesh	4.02	-	-
Money at Call on Short Notice	5.00	-	-
Investment in Shares and Securities	6.00	252,146,447	264,626,880
Government		-	-
Others	6.01	252,146,447	264,626,880
Loans, advances and leases	7.00	6,430,990,743	6,108,030,821
Lease Finance		1,732,495,102	1,870,710,536
Term Finance		4,698,495,641	4,237,320,285
Bills purchased and discounted		-	-
Fixed Assets including Premises, Furniture and Fixtures	8.00	141,059,400	143,697,796
Other Assets	9.00	900,646,552	835,299,908
Non banking Assets		-	-
Total Assets		8,292,656,495	7,927,971,175
<b>LIABILITIES AND CAPITAL</b>			
<b>Liabilities</b>			
Borrowings from other Banks, Financial Institutions and Agents	10.00	890,354,204	813,209,454
Deposits and Other Accounts	11.00	3,207,321,585	3,358,097,967
Current deposits		-	-
Bills payable		-	-
Savings bank deposits		-	-
Term deposits		3,207,321,585	3,358,097,967
Bearer certificates of deposit		-	-
Other deposits		-	-
Other Liabilities	12.00	2,472,581,545	2,070,992,374
Total Liabilities		6,570,257,334	6,242,299,795
<b>Capital/Shareholders' Equity</b>			
Share capital	13.00	1,472,036,210	1,472,036,210
Retained earnings	14.00	76,456,610	47,074,385
Statutory reserve	15.00	173,906,341	166,560,785
Other reserve		-	-
Total Shareholders' Equity		1,722,399,161	1,685,671,380
Total Liabilities & Shareholders' Equity		8,292,656,495	7,927,971,175









**NATIONAL FINANCE LIMITED**  
**BALANCE SHEET**  
As at 31 December 2020


Particulars	Notes	Amount in Taka	
		2020	2019
<b><u>OFF BALANCE SHEET ITEMS</u></b>			
<b><u>CONTINGENT LIABILITIES</u></b>			
Acceptances and Endorsements		-	-
Letters of Guarantee		-	-
Irrevocable Letters of Credit		-	-
Bills for Collection		-	-
Other Contingent Liabilities		-	-
		-	-
<b><u>OTHER COMMITMENTS</u></b>			
Documentary credits and short term trade related transactions		-	-
Forward assets purchased and forward deposits placed		-	-
Undrawn note issuance and revolving underwriting facilities		-	-
Undrawn formal standby facilities, credit lines and other commitments		-	-
		-	-
<b>Total Off-Balance Sheet items including contingent liabilities</b>		-	-
<b>Net Asset Value (NAV) per Share</b>	32.00	11.70	11.45

The annexed notes form an integral part of these Financial Statements.

 Chairman
 Director
 Managing Director
 Company Secretary

Signed in terms of our separate report of even date annexed.

Place: Dhaka  
Date: 02 August 2021

  
**Md. Farhad Husain Suman FCA**  
Enrollment No.: 1635  
Partner  
**K. M. HASAN & CO.**  
Chartered Accountants  
DVC No.: 2108101635AS150625



**NATIONAL FINANCE LIMITED**  
**PROFIT & LOSS ACCOUNT**  
For the year ended 31 December 2020

Particulars	Notes	Amount in Taka	
		2020	2019
Interest income	16.00	506,305,957	720,020,647
Interest paid on deposits & borrowings	17.00	(446,782,050)	(617,587,895)
Net interest income		59,523,907	102,432,752
Investment income	18.00	9,445,288	8,131,943
Commission, exchange and brokerage		-	-
Other operating income	19.00	102,531,753	98,658,454
<b>Total operating income</b>		<b>171,500,948</b>	<b>209,223,149</b>
Salaries and allowances	20.00	68,333,874	95,067,568
Rent, taxes, insurance, electricity, etc.	21.00	11,912,435	18,731,658
Legal & Professional fees	22.00	560,451	2,591,013
Postage, stamp, telecommunication etc.	23.00	1,929,752	2,231,268
Stationery, printing, advertisement	24.00	768,527	4,717,268
Managing director's salary & allowances	25.00	6,379,000	7,240,000
Director's fees	26.00	664,000	704,000
Auditor's fees	27.00	287,500	287,500
Repairs, maintenance, depreciation and amortization	28.00	7,617,574	6,760,926
Other expenses	29.00	11,108,463	26,658,458
<b>Total operating expenses</b>		<b>109,561,576</b>	<b>164,989,659</b>
<b>Profit before provision</b>		<b>61,939,372</b>	<b>44,233,490</b>
Provision against loans, leases and investments	12.05	-	1,149,761
Other provisions		-	-
<b>Total provision</b>		<b>-</b>	<b>1,149,761</b>
<b>Total Profit before taxes</b>		<b>61,939,372</b>	<b>43,083,729</b>
<b>Provision for Tax</b>		<b>25,211,591</b>	<b>18,154,156</b>
Current Tax	12.02.01	24,000,000	16,500,000
Deferred Tax	12.02.02	1,211,591	1,654,156
<b>Net profit after taxation</b>		<b>36,727,781</b>	<b>24,929,573</b>
<b>Appropriations</b>			
Statutory reserve		7,345,556	4,985,915
General reserve		-	-
Dividends		-	-
		<b>7,345,556</b>	<b>4,985,915</b>
<b>Retained surplus</b>		<b>29,382,225</b>	<b>19,943,658</b>
<b>Earnings per share (EPS)</b>	31.00	0.25	0.17

The annexed notes form an integral part of these Financial Statements.

Chairman

Director

Managing Director

Company Secretary

Signed in terms of our separate report of even date annexed.

Place: Dhaka  
Date: 02 August 2021

Md. Farhad Husain Suman FCA  
Enrollment No.: 1635  
Partner  
K. M. HASAN & CO.  
Chartered Accountants  
DVC No.: 2108101635AS150625




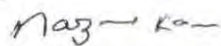




NATIONAL FINANCE LIMITED  
STATEMENT OF CHANGES IN EQUITY  
For the year ended 31 December 2020


Amount in Taka

Particulars	Share Capital	Statutory Reserve	Other Reserve	Retained Earnings	Total
Balance as at 01 January 2019	1,401,939,250	161,574,870	-	97,227,687	1,660,741,807
Issue of Bonus Shares (year 2018)	70,096,960	-	-	(70,096,960)	-
Net profit for the year 2019	-	-	-	24,929,573	24,929,573
Transfer to statutory reserve	-	4,985,915	-	(4,985,915)	-
<b>Balance as at 31 December 2019</b>	<b>1,472,036,210</b>	<b>166,560,785</b>	<b>-</b>	<b>47,074,386</b>	<b>1,685,671,380</b>
Balance as at 01 January 2020	1,472,036,210	166,560,785	-	47,074,386	1,685,671,380
Issue of Bonus Shares (year 2019)	-	-	-	-	-
Net profit for the year 2020	-	-	-	36,727,781	36,727,781
Transfer to statutory reserve	-	7,345,556	-	(7,345,556)	-
Other reserve adjustment	-	-	-	-	-
<b>Balance as at 31 December 2020</b>	<b>1,472,036,210</b>	<b>173,906,341</b>	<b>-</b>	<b>76,456,610</b>	<b>1,722,399,161</b>

 Chairman
  Director
  Managing Director
  Company Secretary

Signed in terms of our separate report of even date annexed.





Place: Dhaka  
Date: 02 August 2021

  
 Md. Farhad Husain Suman FCA  
 Enrollment No.: 1635  
 Partner  
 K. M. HASAN & CO.  
 Chartered Accountants  
 DVC No.: 2108101635AS150625



**NATIONAL FINANCE LIMITED**  
**STATEMENT OF CASH FLOWS**  
For the year ended 31 December 2020

Particulars	Notes	Amount in Taka	
		2020	2019
<b>Cash flows from operating activities:</b>			
Interest received		562,749,805	617,701,193
Interest paid		(386,151,757)	(562,453,188)
Fees, commission and other income received		88,561,405	109,026,510
Investment income		5,421,006	3,132,670
Cash paid as Salary, Allowance & Remuneration		(74,154,596)	(100,389,417)
Cash paid to suppliers		(26,891,312)	(55,239,292)
Income taxes paid		(30,211,434)	(74,954,775)
<b>Cash generated from operating activities before changes in operating assets and liabilities:</b>		<b>139,323,117</b>	<b>(63,176,299)</b>
<b>(Increase)/decrease in changes in operating assets &amp; liabilities:</b>			
Loans and advances to customers		(379,403,770)	1,750,449,293
Other assets		(17,654,711)	(2,025,080)
Deposits from customers		(150,776,382)	(945,382,734)
Other liabilities		315,363,323	106,809,361
<b>Net cash (used in) / flows from operating activities (A):</b>		<b>(93,148,423)</b>	<b>846,674,541</b>
<b>Cash flows from investing activities:</b>			
Payment for acquisition of property, plant and equipment		(4,979,178)	(1,034,780)
Investment in shares		12,480,433	488,914
<b>Net cash (used in) / flows from investing activities (B):</b>		<b>7,501,255</b>	<b>(545,866)</b>
<b>Cash flows from financing activities</b>			
Drawdown / (repayment) of long term loan		(232,614,781)	(226,323,044)
Drawdown / (repayment) of bank overdraft		309,759,531	(583,475,749)
<b>Net cash (used in) / flows from financing activities (C):</b>		<b>77,144,750</b>	<b>(809,798,793)</b>
<b>Net inflow / (outflow) for the year (A+B+C):</b>		<b>(8,502,418)</b>	<b>36,329,882</b>
Opening cash and cash-equivalents		576,315,770	539,985,888
Closing cash and cash equivalents	30.00	<b>567,813,352</b>	<b>576,315,770</b>
Cash in hand (including foreign currencies)		37,618	21,562
Balance with Bangladesh Bank & Agent Bank		50,235,345	106,480,237
Balance with other Banks and Financial Institutions		517,540,389	469,813,971
		<b>567,813,352</b>	<b>576,315,770</b>
<b>Net Operating Cash Flows per Share</b>	<b>33.00</b>	<b>(0.63)</b>	<b>5.75</b>

 Chairman
 Director
 Managing Director
 Company Secretary

Signed in terms of our separate report of even date annexed.

Place: Dhaka  
Date: 02 August 2021

Md. Fahad Husain Suman FCA  
Enrollment No.: 1635  
Partner  
K. M. HASAN & CO.  
Chartered Accountants  
DVC No.: 2108101635AS150625





**NATIONAL FINANCE LIMITED**  
**LIQUIDITY STATEMENT**

For the year ended 31 December 2020

Particulars	Amount in Taka					
	Up to 1 month	1-3 months	3-12 months	1-5 years	above 5 years	Total
<b>Assets</b>						
Cash in hand (including balance with Bangladesh Bank)	50,272,963	-	-	-	-	50,272,963
Balance with banks and financial institutions	79,839,059	437,701,331	-	-	-	517,540,389
Money at call and short notice	-	-	-	-	-	-
Investments	-	-	-	252,146,447	-	252,146,447
Loans and advances	556,665,055	1,546,452,604	1,722,167,435	1,734,030,682	871,674,967	6,430,990,743
Fixed assets including land, building, furniture and fixtures	-	-	-	141,059,400	-	141,059,400
Other assets	2,167,655	31,493,501	35,897,875	831,087,521	-	900,646,552
<b>Total assets:</b>	<b>688,944,732</b>	<b>2,015,647,436</b>	<b>1,758,065,310</b>	<b>2,958,324,050</b>	<b>871,674,967</b>	<b>8,292,656,495</b>
<b>Liabilities</b>						
Borrowing from other banks, financial institutions and agents	82,988,528	267,910,345	297,942,668	241,512,663	-	890,354,204
Deposits and other accounts	536,497,003	1,257,583,390	772,907,471	639,460,856	872,867	3,207,321,587
Provision and other liabilities	138,000	7,954,742	541,736,471	1,922,752,332	-	2,472,581,545
<b>Total liabilities:</b>	<b>619,623,531</b>	<b>1,533,448,477</b>	<b>1,612,586,610</b>	<b>2,803,725,851</b>	<b>872,867</b>	<b>6,570,257,336</b>
<b>Net Liquidity Gap</b>	<b>69,321,201</b>	<b>482,198,959</b>	<b>145,478,700</b>	<b>154,598,199</b>	<b>870,802,100</b>	<b>1,722,399,161</b>



*[Signature]*  
Chairman

*[Signature]*  
Director

*[Signature]*  
Managing Director

*[Signature]*  
Company Secretary

Place: Dhaka  
Date: 02 August 2021

**National Finance Limited**  
**Notes to the Financial Statements**  
**As at and for the year ended 31 December 2020**

**1.0 General Information**

**1.01 Domicile and legal form**

National Finance Limited (the "Company"), previously known as Self Employment Finance Limited is a Non Banking Financial Institution (NBFI) incorporated on 30 July 2001 as a Public Limited Company in Bangladesh vide registration no. C-43690 (230)/2001. Pursuant to the certificate for commencement of business dated 30 July 2001 issued by the Registrar of Joint Stock Companies & Firms (RJSC) and license obtained from Bangladesh Bank dated 17 June 2002 the Company started its business. The Company has obtained permission from Bangladesh Bank on 09 December 2002 for opening its Principal Branch. The name of the Company has been changed to National Finance Limited, effected from 2 February 2009. The registered office of the Company is situated at Level 8, Confidence Centre, Kha-9 Pragati Sarani, Gulshan, Dhaka-1212.

**1.02 Nature of operations and principal activities**

The Company has been incorporated for carrying out, inter alia, the business of:

- a) Leasing and hire purchase of movable and immovable property, plants, machinery, equipment, to apparatus, instrument, air-condition, computer materials, vehicles, vessels, ships, aircraft etc.
- b) Granting loans and advances for industry, commerce, agriculture, housing or transportation;
- c) Underwriting or acquisition of, or the investment or re-investment in shares, stock, bonds, debentures, debenture-stock or securities issued by the government or any local authority;
- d) All kinds of financial investment including Islamic Financing and Schemes, bridge financing, long-term loan, working capital financing, discounting of bill of exchange locally in local currency, credit cards etc.
- e) Credit programs at grassroots, village, union, thana, local and national level towards landless, marginal farmers, fisherman, blacksmiths, carpenters, potters, workshops, handicrafts, small traders and projects.
- f) Offer various deposit investment opportunities of predefined tenure ranging from three months to nine years.

**2.00 Summary of significant Accounting Policies and basis of preparation of the financial statements:**

**2.01 Statement of compliance**

The financial statements of the Financial Institution are prepared in accordance with International Financial Reporting Standards (IFRSs) and the requirements of the Financial Institutions Act 1993, the Rules and Regulations issued by Bangladesh Bank, the Companies Act 1994. In case any requirement of the Financial Institutions Act 1993, and provisions and circulars issued by Bangladesh Bank differ with those of IFRSs, the requirements of the Financial Institutions Act 1993, and provisions and circulars issued by Bangladesh Bank shall prevail. Material departures from the requirements of IFRSs are as follows:

**i) Investment in shares and securities**

IFRS: As per requirements of IFRS 9 investment in shares and securities generally falls either under "at fair value through profit and loss account" or under "Fair value through OCI" where any change in the fair value at the year-end is taken to profit and loss account or OCI respectively.

Bangladesh Bank: As per FID circular 08 dated 03 August 2002 investments in quoted shares and unquoted shares are revalued at the year end at market price and as per book value of last audited balance sheet respectively. Provision should be made for any loss arising from diminution in value of investment; otherwise investments are recognized at cost.





#### ii) Provision on loans and advances/ investments

IFRS: As per IFRS 9 an entity should start the impairment assessment by considering whether objective evidence of impairment exists for financial assets that are individually significant. For financial assets that are not individually significant, the assessment can be performed on an individual or collective (portfolio) basis.

Bangladesh Bank: As per FID circular No. 8 dated 3 August 2002 and FID circular No. 3 dated 3 May 2006, a general provision at 1% to 5% under different categories of unclassified loans (good/standard loans) has to be maintained regardless of objective evidence of impairment. Also provision for sub-standard loans, doubtful loans and bad losses has to be provided at 20%, 50% and 100% respectively for loans and advances depending on the duration of overdue.

#### iii) Recognition of interest in suspense

IFRS: Loans and advances to customers are generally classified as 'loans and receivables' as per IFRS 9 and interest income is recognized through effective interest rate method over the term of the loan. Once a loan is impaired, interest income is recognized in profit and loss account on the same basis based on revised carrying amount.

Bangladesh Bank: As per FID circular No. 8 dated 3 August 2002, once a loan is classified, interest on such loans are not allowed to be recognized as income, rather the corresponding amount needs to be credited to an interest suspense account, which is presented as liability in the balance sheet.

#### iv) Other comprehensive income

IFRS: As per IAS 1, Other Comprehensive Income (OCI) is a component of financial statements or the elements of OCI are to be included in a single Other Comprehensive Income statement.

Bangladesh Bank: Bangladesh Bank has issued templates for financial statements which will strictly be followed by all Financial Institutions. The templates of financial statements issued by Bangladesh Bank do not include Other Comprehensive Income nor are the elements of Other Comprehensive Income allowed to be included in a single Other Comprehensive Income (OCI) Statement. As such the Financial Institution does not prepare the other comprehensive income statement. However, elements of OCI, if any, are shown in the statements of changes in equity.

#### v) Financial instruments – presentation and disclosure

In several cases Bangladesh Bank guidelines categories, recognize, measure and present financial instruments differently from those prescribed in IFRS 9. Consequently all the required disclosure and presentation requirements of IFRS 7 and IAS 32 cannot be made in the financial statements.

#### vi) Cash flow statement

IFRS: The Cash flow statement can be prepared using either the direct method or the indirect method. The presentation is selected to present these cash flows in a manner that is most appropriate for the business or industry. The method selected is applied consistently.

Bangladesh Bank: As per DFIM Circular 11 dated 23 December 2009, cash flow is the mixture of direct and indirect methods.

#### vii) Balance with Bangladesh Bank: (Cash Reserve Requirement)

IFRS: Balance with Bangladesh Bank should be treated as other asset as it is not available for use in day to day operations as per IAS 7.





## **2.02 Basis of preparation of the financial statements**

The financial statements have been prepared and presented under the historical cost convention, in accordance with the International Financial Reporting Standards (IFRS) and requirements of the Financial Institutions Act 1993 followed by the Financial Institution Regulations 1994, the Bangladesh Securities & Exchange Rules 1987, Guidelines issued from Bangladesh Bank and other applicable laws and regulations.

## **2.03 Use of Estimates**

The preparation of financial statements requires the management to make estimates and assumptions that affect the reported amount of assets, liabilities and disclosure at the date of the financial statements. Management believes that these estimates and assumptions are reasonable and prudent. However, the actual results could differ from estimates.

## **2.04 Reporting currency and level of exactitude**

The figures in the financial statements have been stated in Bangladesh Taka which is the Company's functional currency and have been rounded off to the nearest integer.

## **2.05 Comparative information**

Last year's figures and account titles have been rearranged to conform to current year's presentation in accordance with the Bangladesh Bank DFIM Circular no. 11 dated December 23, 2009.

## **2.06 Authorization for Issue of the Financial Statements**

The Board of Directors of the Company has authorized these financial statements for issue 02 August 2021.

## **2.07 Materiality of financial statements**

Each material item, as considered by management significant, has been presented separately in the financial statements wherever applicable.

## **2.08 Statement of changes in equity**

Statement of changes in equity is prepared in accordance with IAS - 1 "Presentation of Financial Statements" and Bangladesh Bank DFIM Circular No - 11 dated December 23, 2009 which reflects the increase and decrease in net assets or wealth.

## **2.09 Liquidity statement (asset and liability maturity analysis)**

Liquidity statement is prepared in accordance with Bangladesh Bank DFIM Circular No - 11 dated December 23, 2009 on residual maturity term of assets and liabilities as on the reporting date based on the following assumptions:

- i) Balance with other Banks and financial institutions, money at call and short notice, etc. are on the basis of their maturity term
- ii) Investments are on the basis of their respective maturity
- iii) Lease, loans and advances are on the basis of their repayment schedule
- iv) Fixed assets are on the basis of their useful lives
- v) Other assets are on the basis of their realization / amortization
- vi) Borrowing from other Banks, financial institutions and agents, etc. are as per their maturity / repayment terms
- vii) Deposits and other accounts are on the basis of their maturity term and past trend of withdrawal.
- viii) Provisions and other liabilities are on the basis of their payment / adjustments schedule.

## **2.10 Assets and basis of their valuation**

### **2.10.1 Cash and cash equivalents**

Cash and cash equivalents consist of cash in hand, bank balances and deposits held at call with banks and financial institutions and short term liquid investments that are readily convertible to known amount of cash which are unlikely to be affected by any insignificant risk of change in value.





#### 2.10.2 Accounting for leases

Following International Accounting Standards IFRS 16 "Leases", accounting for lease transactions have been recorded under finance lease method. Accordingly the aggregate lease receivables excluding un-guaranteed residual value throughout the primary lease term are recorded as gross lease receivables while the excess of net lease receivables over the total acquisition cost constitutes the unearned lease income.

The unearned lease income is amortized to revenue over the primary lease term yielding a constant rate of return over the period. Initial direct costs, if any, are charged in the year in which such costs are incurred.

The company currently has one branch office lease agreement and has incurred Tk. 1,656,000 on lease payment. The lease are not treated as right of use assets and corresponding lease liability as per IFRS - 16. As such effect of lease expenses is very immaterial compared to the value of expenses and whole financial statements.

#### 2.10.3 Accounting for Term Finance

Receivables against term loans including short term loan and home loan comprise of principal amounts due from customers against these loans. Accrued interest thereon are accounted for on accrual basis and shown separately.

#### 2.10.4 Fixed assets and depreciation

##### Recognition

All property, plant and equipment are initially stated at cost and depreciated over their expected useful lives. The cost of acquisition of an asset is comprised of its purchase price and any directly attributable cost of bringing the asset to the location and condition for its intended use inclusive of duties and non-refundable taxes.

Fixed assets acquired under finance lease is accounted for at the lower of present value of minimum lease payments under the lease agreements and the fair value of the asset. The related obligation under the lease is accounted for as liability. Finance charges are allocated to accounting period in a manner so as to provide a constant rate of charge on the outstanding liability.

Subsequent cost related to property, plant and equipment is capitalized only when it increases the future economic benefit from the asset. All other expenditures are recognized as expenses as and when they are incurred.

##### Depreciation

Items of property, plant and equipment except office premises/building are depreciated based on reducing balance method throughout the estimated span of useful life ranging from four to ten years. Depreciation on office premises/building charged based on straight line method throughout the estimated span of useful life for fifty years. For addition to property, Plant and equipment, depreciation is charged from the month of capitalization irrespective of date and depreciation is not charged from the month of disposal. Depreciation is calculated on the cost of fixed asset in order to write off such amount over the estimated useful lives of such assets. The rates of depreciation used are as follows:

Furniture & fixture	10%
Office equipment	20%
Vehicle	20%
Telephone & Fax	10%
Office Decoration	10%
Computer	25%
Office Premises	2%





### **Derecognition**

An item of property, plant and equipment is de-recognized on its disposal. The gain or loss arising from de-recognition of an asset is determined as the difference between the net disposal proceeds, if any, and the carrying amount of the item.

#### **2.10.5 Account receivable**

Account receivable at the balance sheet date is stated at amounts which are considered realizable. Specific allowance is made for receivables considered to be doubtful for recovery.

#### **2.11 Liabilities and basis of their valuation**

##### **2.11.1 Income taxes**

###### **Current tax**

Current tax expense is provided on estimated taxable profit for the year at the tax rate applicable for the year. Provision has been made in accounts for the current year's income tax.

###### **Deferred tax**

Deferred taxation is provided in full for all temporary differences arising between tax bases of assets and carrying amount of assets in the financial statements. Deferred tax assets are recognized to the extent that it is probable that future taxable profit will be available against which the temporary differences can be utilized. Tax rate prevailing at the Balance Sheet date is used to determine deferred tax.

##### **2.11.2 Provision for accrued expenses**

Provisions have been recognized in the balance sheet as follows:

- a) When the Company has a present obligation, legal or constructive as a result of a past event,
- b) When it is probable that an outflow of resources embodying economic benefits will be required to settle that obligation; and
- c) When a reliable estimate can be made of the amount of the obligation.

##### **2.11.3 Employee benefits**

###### **Short term employee benefits**

Salaries, bonuses and allowances are accrued in the financial year in which the associated services are rendered by the employees of the Company.

###### **Post-employment benefits**

###### **Provident fund**

A contributory Provident Fund is operated by the Company on equal participation from both parties, the Company and the employee. The Fund is recognized by the National Board of Revenue and is administered by a Board of Trustees.

###### **Gratuity fund**

A gratuity scheme is maintained by the Company to motivate its employees for long term retention. Gratuity scheme is applicable for all its permanent employees who have completed their length of service at least for five years without any break. Provision for gratuity is made annually considering all its eligible employees available at the end of the year.

###### **Other long term benefits**

The Company operates a group life insurance scheme for all of its permanent employees. It maintains a health insurance scheme for all of its permanent employees, their spouse and children.

##### **2.11.4 Contingent liabilities and contingent assets**

The contingent liability and contingent asset are not reflected in the balance sheet but the existence of contingent liability is disclosed in the financial statements. A contingent liability is a probable obligation that arises from past events whose existence will be confirmed by occurrence or non-occurrence of uncertain future events not within the control of the Company or a present obligation that is not recognized because outflow of resources is not likely or obligation cannot be measured reliably.





## **2.12 Revenue recognition**

### **2.12.1 Interest income**

Interest income comprises of interest income from lease, loans and advances and interest on placement of fund with banks and other financial institutions. Interest due is recognized on accrual basis using the effective interest method. Interest due over ninety days is not recognized as revenue rather it is recognized as interest suspense. Suspended interest is recognized as income on cash basis when it is received.

### **2.12.2 Lease income**

The excess of gross lease rentals receivable over the cost of the leased asset represents the total unearned income at the time of execution of lease. The unearned income is allocated over the period of lease in a pattern reflecting a constant return on the net investment.

### **2.12.3 Income from long term and short term finance**

Income from long and short term finance is recognized as revenue when the interest is due. Interest due over ninety days is not recognized as revenue rather it is recognized as interest suspense. Suspended interest is recognized as income on cash basis when it is received.

### **2.12.4 Income from dividend**

Dividend income from investment in equity shares is recognized when the right to receive the payment is established.

### **2.12.5 Other Operating Income**

Other operating income is recognized as an when settled the respective lease loan accounts. Such income comprises of, service charge, transfer fee, delinquent charge and miscellaneous receipts.

### **2.12.6 Income from bank deposits**

Interests from short term deposits and fixed deposits are recognized on accrual basis taking into account the principal outstanding and the effective interest rate.

### **2.12.7 Interest paid on deposits, borrowing, etc.**

Interest paid comprises of the interest payable on external borrowing, individual and institutional deposits and direct deposit expenses and are recognized as they accrue.

### **2.12.8 Impairment of assets**

The carrying amounts of the property, plant and equipment and intangible assets are reviewed at each balance sheet date or whenever there is any indication of impairment. If any such indication exists, the assets recoverable amount is estimated. An impairment loss is recognized whenever the carrying amount of the asset exceeds its recoverable amount. Impairment losses, if any, are recognized in the profit and loss account.

## **2.13 Related party disclosure**

The Company carried out transaction in the ordinary course of business on an arm length basis at commercial rate with its related parties. Parties are considered to be related if one party has the ability to control the other party or exercise significant influence over the other party in making financial and operating decisions. Related party transactions have been disclosed in note 42.

## **2.14 Earning per share**

Earning per share has been calculated in accordance with IAS-33 "Earning Per Share" and shown on the face of Profit and Loss Account. Basic earning per share is calculated by dividing the net profit attributable to shareholders by the average number of ordinary shares during the financial year.

## **2.15 Events after the balance sheet date**

Events after the balance sheet date are those events that occur between the balance sheet and the date when the financial statements are authorized for issue. All material events occurring after the balance sheet date have been considered in these financial statements.



**2.16 Borrowing Costs**

Borrowing Costs are accounted for as per IAS- 23 "Borrowing Cost" and recognized as expenses in the period in which they incur.

**2.17 Foreign Currency Transaction**

In accordance with IAS- 21 " The Effects of Changes in Foreign Exchange Rate" , foreign currency transactions are converted into Bangladesh Taka at exchange rates ruling on the date of transactions while monetary items representing assets and liabilities are translated at exchange rates at that date of Balance Sheet. All resulting exchange differences shall be recognized as a separate component of equity.

**2.18 Renewal of FDR and Interest thereon**

FDR, if not encased on due date, is considered automatically renewed with interest accrued and due at the equivalent current rate of interest.

**2.19 Provision and accruals**

Provisions have been recognized in the balance sheet when the Company has a present obligation, legal or constructive as a result of a past event and/or when it is probable that an outflow of resources embodying economic benefits will be required to settle that obligation and when a reliable estimate can be made of the amount of the obligation.

**2.20 Accounting policy for IFRS 16: Leases**

At inception of a contract, National Finance Ltd. assesses whether a contract is, or contains, a lease. A contract is, or contains, a lease if the contract conveys the right to control the use of an identified asset for a period of time in exchange for consideration. To assess whether a contract conveys the right to control the use of an identified asset, National Finance Ltd. assesses whether:

> the contract involves the use of an identified asset - this may be specified explicitly or implicitly, and should be physically distinct or represent substantially all of the capacity of a physically distinct asset. If the supplier has a substantive substitution right, then the asset is not identified.

> National Finance Ltd. has the right to obtain substantially all of the economic benefits from the use of the asset throughout the period of use; and

> National Finance Ltd. has the right to direct the use of the asset. National Finance Ltd. has the right when it has the decision making rights that are most relevant to changing how and for what purpose the asset is used. In rare cases where the decision about how and for what purpose the asset is used is predetermined, National Finance Ltd. has the right to direct the use of the asset if either:

(i) National Finance Ltd. has the right to operate the asset; or

(ii) National Finance Ltd. designed the asset in a way that predetermines how and for what purpose it will be used.

National Finance Ltd. presents right of use assets in Annexure A and lease liabilities in note-12 separately.





## **2.21 Financial risk management policies and objectives**

The Board of Directors of the Company sets the overall risk appetite and philosophy; the risk and capital framework underpins delivery of the Board's strategy.

It is the Company's policy to optimize return to shareholders while maintaining a strong capital base and credit rating to support business growth and meet regulatory capital requirements at all times.

The main financial risks facing the Company and its management are as follows:

### **2.21.1 Credit risk**

Credit risk is the risk arising from the possibility that the Company will incur losses from the failure of customers to meet their obligations.

The Company has segregated duties for the officers involved in credit related activities. Credit evaluation, credit administration and credit monitoring and recovery functions are segregated and delegated to credit evaluation department, operations department, collection and special assets management department respectively.

Risk Review department is entrusted with the task of managing the internal risk rating model. This Internal Rating Based (IRB) approach, recommended by the Basel-II committee and also by the Bangladesh Bank in its Supervisory Review Process, coupled with the data integrity management process of monthly credit audit, helps manage asset quality and establishing a prudent credit culture within the Company that is efficient and transparent.

### **2.21.2 Liquidity risk**

Liquidity risk is the risk that the Company is unable to meet its obligations as they fall due.

The Company's liquidity policy is designed to ensure that it can at all times meet its obligations as they fall due. Liquidity management focuses on overall balance sheet structure and the control, within prudent limits, of risk arising from exposure to the mismatch of maturities across the balance sheet and from undrawn commitments and other contingent obligations. The management of liquidity risk is carried out by Treasury department under approved policy guidelines. Compliance is monitored and coordinated by Treasury both in respect of internal policy and the regulatory requirements. The liquidity management is monitored by Asset Liability Committee (ALCO) on a regular basis. A contingency plan is in place for managing extreme situation. The risk of short term mismatch can be met by the undrawn commitment and expected renewal of deposits.

### **2.21.3 Market risk**

Market risk is defined as the risk of loss resulting from adverse changes in risk factors such as interest rates, and equity prices together with related factors such as market volatilities. The Company is exposed to market risk because of positions held in its trading portfolios and its non-trading businesses.

Interest rate risk arises from the Company's treasury activities and lending businesses due to mismatches between the future yield and funding cost is managed daily by the Treasury department and monthly reviewed by Asset Liability Committee (ALCO) to monitor the interest rate movement and devise a number of alternative options to mitigate possible interest rate risks.

Equity positions can result in changes in the Company's non-trading income and reserves arising from changes in equity prices/income. Such exposure may take the form of listed and unlisted equity. The type, nature and amount of equity exposure held by the Company is not significant. The market value of the equity assets held by the Company at the balance sheet date is much higher than cost price.





#### 2.21.4 Operational risk

Operational risk arises from inadequate process, misuse of process, from human or system error or from external factors.

The Operation Risk Management Committee is responsible for identifying operational risks and take steps to mitigate such risks. The Committee Comprises of the Head of Development, Head of Human Resources and the Head of Information, Communication and Services. The Committee reviews operational processes and evaluates the process in terms of efficiency and adequacy of the process to ensure adequate control. Processes are re-engineered to improve efficiency without diluting the control/risk. The re-engineered process is documented and imparted among the stakeholders of the process to ensure the process delivers as expected. To prevent misuse, 'maker and checker' concept is implemented in every step of operational processes. Also appropriate trainings are arranged regularly to reduce human errors. New products are also designed with internal risk mitigating features.

#### 2.21.5 Prevention of money laundering

Money laundering risk is defined as the loss of reputation and expenses incurred as penalty for being negligent in prevention of money laundering. In order to manage the risk of money laundering, the Company has set up an effective Anti-Money Laundering Program in line with Anti-Money Laundering Act and Bangladesh Bank guidelines. The Company employed a Chief Compliance Officer at Head Office and Compliance Officers at branches who independently review the transactions of the accounts to verify suspicious transactions. The Company developed manuals for prevention of money laundering and introduced Know Your Customer (KYC) program and Transaction Profile (TP) of customers at branch level and all other regulations are being complied meticulously. Continuous training is being imparted to all categories of Officers and Executives to enhance expertise for identifying suspicious activities and transactions.

#### 2.22 Compliance report on International Accounting Standards (IASs) and International Financial Reporting Standards (IFRS)

The institute of Chartered Accountants of Bangladesh (ICAB) is the sole authority for adoption of International Financial Reporting Standards (IFRS) and International Accounting Standards (IASs). National Finance Limited has applied all the applicable of IAS and IFRS as adopted by ICAB while preparing the financial statements. Details are given below:

Name of the International Financial Reporting Standards (IFRSs)	IFRS No.	Status
First-time Adoption of Bangladesh Financial Reporting Standard	1	N/A
Shares Based Payment	2	N/A
Business Combination	3	N/A
Insurance Contracts	4	N/A
Non current Assets Held for Sale and Discontinued Operation	5	N/A
Exploration for and Evaluation of Mineral Resources	6	N/A
Financial Instruments: Disclosures	7	Applied*
Operating Segments	8	N/A
Financial Instruments	9	Applied
Consolidated Financial Statements	10	N/A
Joint Arrangements	11	N/A
Disclosure of Interest in other Entities	12	N/A
Fair Value Measurement	13	Applied
Regulatory Deferral Accounts	14	N/A
Revenue from Contract with Customers	15	Applied
Leases	16	Applied





Name of the International Accounting Standards (IASs)	IAS No.	Status
Presentation of Financial Statements	1	Applied*
Inventories	2	N/A
Statement of Cash Flows	7	Applied
Accounting policies, Changes in accounting Estimates & Errors	8	Applied
Events after the Reporting Period	10	Applied
Construction Contracts	11	Replaced by IFRS 15.
Income Taxes	12	Applied
Property, Plant and Equipment	16	Applied
Leases	17	Replaced by IFRS 16.
Revenue	18	Replaced by IFRS 15.
Employees Benefits	19	Applied
Accounting for Government Grants and Disclosure of Government	20	N/A
The Effects of Changes in Foreign Exchange Rates	21	Applied
Borrowing Costs	23	Applied
Related Party Disclosures	24	Applied
Accounting and Reporting by Retirement Benefit Plans	26	Applied
Separate Financial Statements	27	Applied
Investment in Associates	28	N/A
Interest in Joint Ventures	31	N/A
Financial Instruments: Presentation	32	Applied*
Earning per share	33	Applied
Interim Financial Reporting	34	Applied
Impairment of Assets	36	Applied
Provision, Contingent Liabilities and Contingent Assets	37	Applied*
Intangible Assets	38	Applied
Financial Instruments: Recognition and Measurement	39	Replaced by IFRS 9.
Investment Property	40	N/A
Agriculture	41	N/A

\* Bangladesh Bank is the prime regulatory body for Financial Institutions in Bangladesh. Some requirements of Bangladesh Bank's rules and regulations contradict with the provision of IAS/ IFRS as marked above. As such the Organization has departed from those contradictory requirements of IAS/IFRS in order to comply with the rules and regulations of Bangladesh Bank.

## 2.23 Regulatory & legal compliance

The bank has complied with the requirements of following regulatory & legal authority:

- The Companies Act, 1994
- Financial Institutions Act, 1993
- Rules & regulations issued by Bangladesh Bank
- Income Tax Ordinance, 1984
- Value Added Tax and Supplementary Duty Act, 2012



		Amount in Taka	
		2020	2019
3.00	Cash		
3.01	Cash in hand (including foreign currencies)	37,618	21,562
	In local currency	37,618	21,562
	In foreign currency	-	-
3.02	Balance with Bangladesh Bank and Agent Bank (Including foreign currencies)		
	Bangladesh Bank	50,235,345	106,480,237
	In local currency	50,235,345	106,480,237
	In foreign currencies	-	-
	Sonali Bank Ltd.	-	-
	Sonali Bank Ltd., (As an agent of Bangladesh Bank) - Local Currency	-	-
		50,235,345	106,480,237
		50,272,963	106,501,799
3.02.01	Cash Reserve Requirement (CRR) and Statutory Liquidity Requirement (SLR)		
	Balance with Bangladesh Bank		
	Deposits with Bangladesh Bank is non-profit bearing and maintained to meet the Cash Reserve Requirement (CRR). As required by Bangladesh Bank, CRR @ 2.5% is required to maintain with Bangladesh Bank in current account on all deposits taken from depositors other than Banks and Financial Institutions.		
	Balance with other commercial banks and FI's:		
	The Cash Reserve Requirement on the Company's term deposits received from public at the rate of 2.5% has been calculated and maintained with Bangladesh Bank in current account and 5% Statutory Liquidity Reserve, including CRR, on the demand liabilities has been maintained current account balance with Bangladesh Bank and balance with other banks and financial institutions. Both the reserves maintained by the Company are in excess of the statutory requirements, as shown below:		
3.02.02	Cash Reserve Requirement (CRR): 1.5% of Average Demand and Time Liabilities		
	Required Reserve	35,262,984	67,875,023
	Actual Reserve held with Bangladesh Bank	49,901,762	91,850,880
	Surplus	14,638,778	23,975,857
	In reference of DFIM circular no. 03, dated: 21 June 2020 the Cash Reserve Requirement (CRR) rate 1.5% instead of 2.5% in the period of COVID-19.		
3.02.03	Statutory Liquidity Requirement (SLR): 5% of Average Demand and Time Liabilities:		
	Required Reserve	145,186,623	154,683,675
	Actual Reserve held	487,198,435	385,037,898
	Surplus	342,011,812	230,354,223
4.00	Balance with Other Banks and Financial Institutions		
	Inside Bangladesh (Note - 4.01)	517,540,389	469,813,971
	Outside Bangladesh (Note- 4.02)	-	-
		517,540,389	469,813,971





		Amount in Taka	
		2020	2019
4.01	Inside Bangladesh		
	Fixed Deposit Account	437,701,331	296,390,102
	Mutual Trust Bank Limited	270,969,543	253,170,660
	EXIM Bank Limited	20,791,484	-
	Uttara Bank Limited	100,000,000	-
	Modhumoti Bank Ltd.	45,940,303	43,219,442
	Short Term Deposits/STD	79,839,059	173,423,869
	Premier Bank Limited	46,673	255,970
	BASIC Bank Limited	-	10,346
	Mutual Trust Bank Limited	5,075,552	39,230,984
	Mercantile Bank Limited	238,434	88,076
	The City Bank Limited	4,480,084	8,045,416
	BRAC Bank Limited	845,166	36,747
	Commercial Bank of Ceylon	2,536	3,226
	Southeast Bank Ltd.	-	7,447
	Midland Bank Ltd.	126,746	130,023
	United Commercial Bank Limited	2,604,200	7,570,188
	Prime Bank Limited	1,434	41,746
	Shahjalal Islami Limited	-	145,926
	Modhumoti Bank Ltd.	66,340	-
	NCC Bank Ltd.	37,053	40,020
	Shahjalal Islami Limited, Pragati Sarani Br.	445,875	11,554,073
	Southeast Bank Ltd. R.K. Mission Road Br.	1,198,820	13,784,703
	Pubali Bank Ltd. Panthapath Br.	162,018	176,486
	First Security Islami Bank Ltd. STD Acc.	939	2,494
	Dhaka Bank Ltd. STD Acc.	7,189	-
	CVC Finance Ltd	8,000,000	35,000,000
	Premier Leasing & Finance Ltd.	56,500,000	57,300,000
		<u>517,540,389</u>	<u>469,813,971</u>
4.02	Outside Bangladesh (Nostro Accounts)	-	-
4.03	Maturity-wise Groupings (Inside and Outside Bangladesh)		
	Payable on Demand	-	-
	Up to 1(one) Month	79,839,059	369,294,529
	Over 1(one) Month but not more than 3 (three) Months	437,701,331	100,519,442
	Over 3 (three) Months but not more than 1 (one) Year	-	-
	Over 1 (one) Year but not more than 5 (five) Years	-	-
	Over 5 (five) Years	-	-
		<u>517,540,389</u>	<u>469,813,971</u>
5.00	Money at call on Short Notice		
	Financial Institutions	-	-
	Banks	-	-
6.00	Investments in Shares and Government Securities		
	Government Security	-	-
	Other Investments (Note- 6.01)	252,146,447	264,626,880
		<u>252,146,447</u>	<u>264,626,880</u>



		Amount in Taka	
		2020	2019
6.01	<b>Other investments</b>		
	Unquoted shares	-	-
	Quoted shares	252,146,447	262,628,880
	Mutual funds	-	1,998,000
		<u>252,146,447</u>	<u>264,626,880</u>
	Details are shown in Annexure-B		
6.02	<b>Maturity Grouping of Investments</b>		
	Payable on Demand	-	-
	Up to 1(one) Month	-	-
	Over 1(one) Month but not more than 3 (three) Months	-	-
	Over 3 (three) Months but not more than 1 (one) Year	-	-
	Over 1 (one) Year but not more than 5 (five) Years	252,146,447	264,626,880
	Over 5 (five) Years	-	-
		<u>252,146,447</u>	<u>264,626,880</u>
7.00	<b>Loans, advances and leases</b>		
	Lease Finance (Note: 7.01.01)	1,732,495,102	1,870,710,536
	Term Finance (Note: 7.01.02)	4,698,495,641	4,237,320,285
		<u>6,430,990,743</u>	<u>6,108,030,821</u>
7.01.01	<b>Lease finance</b>		
	Lease Finance	2,050,357,108	2,916,058,637
	Add: Receivable Lease rental	220,409,208	162,157,175
		<u>2,270,766,316</u>	<u>3,078,215,812</u>
	Less: Accumulated Depreciation	538,271,214	1,207,505,276
	Net Investment in leases	<u>1,732,495,102</u>	<u>1,870,710,536</u>
7.01.02	<b>Term finance- net of current maturity</b>		
	Term Loan	4,390,128,546	3,814,257,309
	Receivables	308,367,095	423,062,976
		<u>4,698,495,641</u>	<u>4,237,320,285</u>
7.02	<b>Bills Purchased and Discounted</b>		
	Payable in Bangladesh	-	-
	Payable outside Bangladesh	-	-
		<u>-</u>	<u>-</u>
7.03	<b>Maturity Grouping of Loans, Advances and Leases</b>		
	Repayable on demand	-	-
	Up to 1(one) Month	556,665,055	316,665,055
	Over 1(one) Month but not more than 3 (three) Months	1,546,452,604	1,406,452,604
	Over 3 (three) Months but not more than 1 (one) Year	1,722,167,435	1,931,271,997
	Over 1 (one) Year but not more than 5 (five) Years	1,734,030,682	1,491,966,198
	Over 5 (five) Years	871,674,967	961,674,967
		<u>6,430,990,743</u>	<u>6,108,030,821</u>





		Amount in Taka	
		2020	2019
7.04	Investments (Broad Categories)		
	In Bangladesh		
	General Investments	6,430,990,743	6,108,030,821
	Outside Bangladesh	-	-
		<u>6,430,990,743</u>	<u>6,108,030,821</u>
7.05	Significant Concentration		
	Investments to allied concern of Directors	215,191,417	206,509,355
	Investments to Executives/Officers	15,104,328	18,196,364
	Investments to Customer Groups	6,200,694,998	5,883,325,104
	Industrial Investment	-	-
	Others	-	-
		<u>6,430,990,743</u>	<u>6,108,030,823</u>
7.06	Geographical Location-wise break-up		
	Urban		
	Dhaka Division	5,522,955,331	5,270,863,773
	Chittagong Division	785,008,372	716,771,249
	Rajshahi Division	37,308,154	50,878,571
	Khulna Division	-	-
	Mymensingh Division	31,964,921	-
	Sylhet Division	53,753,965	69,517,230
		<u>6,430,990,743</u>	<u>6,108,030,823</u>
7.07	Sector wise break-up of General Investments:		
	Trade and Commerce Industry	3,750,464,089	3,860,087,504
	Garments and Knitwear	184,111,141	185,746,508
	Textile	869,396,953	871,192,240
	Agriculture	832,550,161	182,230,043
	Housing	335,900,463	363,241,280
	Food Production and Processing Industry	458,567,936	645,533,248
		<u>6,430,990,743</u>	<u>6,108,030,823</u>
7.08	Investments allowed to each customer exceeding 15% of FI's total capital		
	Total Loans, Advances and Leases	1,319,373,672	1,403,050,971
	No. of Customers	4	4
	Classified amount thereon	-	-
7.09	General Investments Classified as per Bangladesh Bank Circular		
	Standard	5,171,588,587	4,457,506,472
	Special Mentioned Account (SMA)	-	217,355,817
	Sub-standard	406,620,134	503,848,106
	Doubtful	-	-
	Bad & Loss	852,782,022	929,320,428
		<u>6,430,990,743</u>	<u>6,108,030,823</u>



		Amount in Taka	
		2020	2019
<b>7.10</b>	<b>Particulars of lease, loans and advances</b>		
i)	Leases and loans considered good in respect of which the Company is fully secured.	2,967,529,961	2,251,311,666
ii)	Leases and loans considered good in respect of which the Company is partially secured.	3,463,460,782	3,856,719,157
iii)	Loans considered good against which the Company holds no security other than the debtors' personal guarantee.	-	-
iv)	Loans considered good secured by the personal undertaking of one or more parties in addition to the personal guarantee of the debtors.	-	-
v)	Classified loans against which no provision has been made	6,430,990,743	6,108,030,823
vi)	Loans due from Directors either separately or jointly with any other persons.	-	-
vii)	Loans due from Officers either separately or jointly with any other persons.	15,104,328	18,196,364
viii)	Loans due from Companies or firms in which the Directors have interest as Directors, Partners or managing agents Companies, as members.	215,191,417	206,509,355
ix)	Maximum total amount of advances, including temporary advances made at any time during the year to Directors or Managers or Officers either separately or jointly with any other person.	-	-
x)	Maximum total amount of advances, including temporary advances granted during the year to the Companies or firms in which the Directors have interest as Directors, Partners or Managing agents or in the case of private Companies, as members.	-	-
xi)	Due from banking companies and other financial institutions.	-	-
xii)	Classified lease, loans and advances		
a)	Classified lease, loans and advances on which interest has not been charged.	852,782,022	1,433,168,534
b)	Increase/(decrease) of specific provision.	-	(14,801,450)
c)	Amount of loan written off.	-	-
d)	Amount realized against loan previously written off.	600,000	25,000
e)	Provision kept against loans on the date of preparing the balance sheet.	320,000,000	320,000,000
f)	Interest credited to Interest Suspense account.	-	131,907,056
<b>8.00</b>	<b>Fixed Assets Including Premises, Furniture And Fixtures</b>		
	<b>At cost less accumulated depreciation</b>		
	<u>Cost</u>		
	Opening balance	191,013,986	189,979,206
	Addition during the year	4,979,178	1,034,780
	Disposal during the year	-	-
	Closing balance at cost	195,993,164	191,013,986
	<u>Depreciation</u>		
	Opening balance	47,316,190	40,555,264
	Addition during the year	7,617,574	6,760,926
	Adjustment on disposal during the year	-	-
	Accumulated Depreciation	54,933,764	47,316,190
	Carrying value	141,059,400	143,697,796
	Details are shown in Annexure-A		





		Amount in Taka	
		2020	2019
<b>9.00</b>	<b>Other Assets</b>		
	Trade receivables (Note-9.01)	31,493,501	13,914,826
	Advances (Note 9.02)	831,174,021	797,478,484
	Accrued interest income	35,707,633	21,997,410
	Receivable-Govt. Duties	72,842	-
	Receivable-Dividend on shares	2,167,655	1,878,288
	Security deposit-Telephone line	30,900	30,900
		<u>900,646,552</u>	<u>835,299,908</u>
<b>9.01</b>	<b>Trade receivables:</b>		
	Cheque dishonor charges	413,795	413,795
	Sale of Share	24,435,621	4,904,801
	Delinquent charges	2,767,025	2,767,025
	Sundry Debtors (Others)	3,877,060	5,829,205
		<u>31,493,501</u>	<u>13,914,826</u>
<b>9.02</b>	<b>Advances:</b>		
	Printing & stationary	69,000	69,000
	Legal fee	17,500	17,500
	Advance income tax	831,087,521	797,141,172
	Advance against Expenses	-	20,802
	Advance office rent (Ctg. Br.)	-	230,010
		<u>831,174,021</u>	<u>797,478,484</u>
<b>10.00</b>	<b>Borrowings from Other Banks, Financial Institutions and Agents</b>		
	Inside Bangladesh (Note - 10.01)	890,354,204	813,209,454
	Outside Bangladesh	-	-
		<u>890,354,204</u>	<u>813,209,454</u>
<b>10.01</b>	<b>Inside Bangladesh</b>		
	Bank overdraft (Note-10.02)	411,494,866	71,735,335
	Long term loan (Note-10.03)	438,859,338	671,474,119
	Call Loan	40,000,000	70,000,000
		<u>890,354,204</u>	<u>813,209,454</u>
<b>10.02</b>	<b>Bank overdraft:</b>		
	Mutual Trust Bank Ltd.	273,532,056	8,017,602
	Modhumoti Bank Ltd.	49,110,042	21,376,575
	Southeast Bank Ltd.	18,967,250	17,222,868
	Uttara Bank Ltd.	52,407,786	-
	Southeast Bank Ltd.	17,477,732	25,118,291
		<u>411,494,866</u>	<u>71,735,335</u>



		Amount in Taka	
		2020	2019
<b>10.03</b>	<b>Long term loan</b>		
	Bangladesh Bank (under re-finance)	61,899,583	51,064,583
	Mutual Trust Bank Limited	107,629,577	175,264,636
	Southeast Bank Limited	49,486,267	86,026,719
	Modhumoti Bank Limited	129,775,242	186,534,145
	NCC Bank Limited	5,026,627	33,326,419
	Midland Bank Limited	49,991,029	83,199,670
	Shahjalal Islami Bank Limited	35,051,012	56,057,946
		<u>438,859,338</u>	<u>671,474,119</u>
<b>Bank borrowings are secured by:</b>			
First ranking pari passu charge on present and future fixed and floating assets of National Finance Limited with the future and existing lenders.			
Usual charge documents (Letter of Hypothecation, Promissory Notes, Letter of Continuation, Letter of Arrangements, etc.)			
Funds required for the operation of business are primarily obtained from various banks and financial institutions. Secured loans are covered by way of first priority floating charge with full title guarantee ranking pari-passu among all the lenders of the company. The company has offered corporate guarantee in some cases as demanded by the lending institutions. The rates of long term borrowing varies between 10.50% to 14% p.a. except refinance from Bangladesh Bank which is 5% and the tenure being 3 to 5 years.			
<b>10.04</b>	<b>Security wise grouping</b>		
	Secured Borrowing	890,354,204	813,209,454
	Unsecured Borrowing	-	-
		<u>890,354,204</u>	<u>813,209,454</u>
<b>10.05</b>	<b>Nature of repayment</b>		
	Repayable on Demand	-	-
	Repayable within 01 Month	82,988,528	78,017,602
	Repayable over 01 (one) Month but within 03 (three) Months	267,910,345	63,717,733
	Repayable over 03 (three) Months but within 01 (one) Year	297,942,668	186,530,256
	Repayable over 01 (one) Year but within 05 (five) Years	241,512,663	484,943,863
	Repayable over 05 (five) Years	-	-
		<u>890,354,204</u>	<u>813,209,454</u>
<b>11.00</b>	<b>Deposits and Other Accounts</b>		
	Current deposits	-	-
	Bills payable	-	-
	Savings bank deposits	-	-
	Term deposits	3,207,321,585	3,358,097,967
	Bearer certificates of deposit	-	-
	Other deposits	-	-
		<u>3,207,321,585</u>	<u>3,358,097,967</u>
<b>11.01</b>	<b>Nature of repayment</b>		
	Repayable on Demand	-	-
	Repayable within 01 Month	536,497,003	571,497,003
	Repayable over 01 (one) Month but within 03 (three) Months	1,257,583,390	970,783,521
	Repayable over 03 (three) Months but within 01 (one) Year	772,907,471	1,310,907,471
	Repayable over 01 (one) Year but within 05 (five) Years	639,460,856	494,037,105
	Repayable over 05 (five) Years	872,867	10,872,867
		<u>3,207,321,587</u>	<u>3,358,097,967</u>





		Amount in Taka	
		2020	2019
<b>11.02</b>	<b>Deposits Under Schemes</b>		
	Short Term (3 Months)	416,670,580	493,886,709
	Half-Yearly (6 Months)	260,895,607	243,480,758
	Short Term (9 Months)	-	-
	Yearly	2,004,476,528	2,051,752,035
	Monthly Earner	54,762,265	100,775,000
	Quarterly Earner	34,275,000	43,200,015
	Double Money	409,637,755	408,954,687
	Triple Money	-	-
	MDS	18,498,000	11,139,000
	MSS	8,105,850	4,909,763
		<u>3,207,321,585</u>	<u>3,358,097,967</u>
<b>12.00</b>	<b>Other Liabilities</b>		
	Interest payable on term deposits	455,240,104	394,609,811
	Accrued expenses (Note- 12.01)	983,778	3,226,624
	Advance receipt against leases	42,095,802	44,321,167
	Sundry TDS & VDS Payable	7,954,742	7,230,048
	Sundry Deposit-TDR	2,318,580	1,882,301
	Sundry Creditors	1,166,736	1,219,052
	Dividend payable	208,217	208,217
	Provision for taxation ( Note-12.02)	878,677,105	853,465,514
	Interest suspense on loans & Lease Finance ( Note-12.03)	646,709,431	321,115,506
	Provision for lease, loans and advances ( Note-12.04)	320,000,000	320,000,000
	Other Provision	5,730,000	5,730,000
	Provision for Investment in Stocks	68,500,000	68,500,000
	Lease Liability on office rent ( Note-12.06)	3,435,312	-
	Lease rental advance	39,561,737	49,484,134
		<u>2,472,581,545</u>	<u>2,070,992,374</u>
<b>12.01</b>	<b>Accrued expenses:</b>		
	Gratuity payable	558,278	2,801,124
	Audit fees payable	287,500	287,500
	Others payable	138,000	138,000
		<u>983,778</u>	<u>3,226,624</u>
<b>12.02</b>	<b>Provision for taxation:</b>		
	Current Tax (Note-12.2.01)	854,675,462	830,675,462
	Deferred Tax (Note-12.02.02)	24,001,642	22,790,051
		<u>878,677,105</u>	<u>853,465,514</u>
<b>12.02.01</b>	<b>Current Tax</b>		
	Balance as at 01 January	830,675,462	814,175,462
	Provision for the year	24,000,000	16,500,000
	Income Tax expenses during the year	24,000,000	16,500,000
	Income Tax adjustment for prior year	-	-
		<u>854,675,462</u>	<u>830,675,462</u>



		Amount in Taka	
		2020	2019
<b>12.02.02 Deferred Tax</b>			
Balance as at 01 January	22,790,051	21,135,895	
Provision for the year	1,211,591	1,654,156	
	<u>24,001,642</u>	<u>22,790,051</u>	
Adjusted during the year	-	-	
	<u>24,001,642</u>	<u>22,790,051</u>	
<b>Taxable Temporary Difference:</b>			
Carrying Value of Depreciable Fixed Assets	137,709,224	143,697,796	
TAX Base Value	(77,714,604)	(86,722,668)	
<b>Deductible Temporary Difference :</b>	59,994,620	56,975,128	
Book Value of Gratuity Payable	(558,278)	(2,801,124)	
<b>Net Taxable temporary differences</b>	<u>59,436,342</u>	<u>54,174,004</u>	
<b>Applicable TAX Rate</b>	40%	40%	
<b>Deferred TAX Liabilities</b>	<u>23,774,537</u>	<u>21,669,602</u>	
Closing Deferred TAX Liabilities (excluding gratuity fund)	24,001,642	22,790,051	
Opening Deferred TAX Liabilities	22,790,051	21,135,895	
<b>Deferred Tax Expenses for the Year</b>	<u>1,211,591</u>	<u>1,654,156</u>	
<b>12.03 Interest suspense on Loans &amp; Lease Finance</b>			
Balance as on 1 January	321,115,506	189,208,450	
Add: Transferred during the year	325,593,925	131,907,056	
Less: Amount of interest suspense recovered	-	-	
Less: Write off during the year	-	-	
	<u>646,709,431</u>	<u>321,115,506</u>	
<b>12.04 Provision for loans, advances and leases</b>			
Opening balance	320,000,000	352,050,239	
Add: Provision made during the year	-	-	
Less: Loan written off	-	-	
Less: Other Provision adjusted	-	(32,050,239)	
Closing balance	<u>320,000,000</u>	<u>320,000,000</u>	
Provision required at the end of the year	267,521,000	301,882,541	
Provision maintained at the end of the year	320,000,000	320,000,000	
Provision surplus/(shortfall)	<u>52,479,000</u>	<u>18,117,459</u>	
General provision	51,715,886	47,479,460	
Specific provision	268,284,114	272,520,540	
	<u>320,000,000</u>	<u>320,000,000</u>	
<b>12.05 Provision against loans, leases and investments</b>			
Loan/ Lease Provision adjusted during the year	-	(32,050,239)	
Investment Provision made during the year	-	33,200,000	
<b>Provision against loans, leases and investments during the year</b>	<u>-</u>	<u>1,149,761</u>	
<b>12.06</b>	Lease liabilities on Office Rent derived from present value of all rental payments for our Ctg. branch. When measuring lease liabilities, National Finance Ltd. discounted lease payments using its incremental borrowing rate (9%).		





		Amount in Taka		
		2020	2019	
13.00	Capital			
Authorized Capital				
200,000,000 ordinary shares of Taka 10 each.		2,000,000,000	2,000,000,000	
13.01	Issued, Subscribed and Fully Paid-up Capital			
	<u>No. of Shares</u>			
Ordinary shares of Tk. 10 each issued for cash	96,000,000	960,000,000	960,000,000	
Bonus shares of Tk. 10 each issued for 2010	4,000,000	40,000,000	40,000,000	
Bonus shares of Tk. 10 each issued for 2013	7,000,000	70,000,000	70,000,000	
Bonus shares of Tk. 10 each issued for 2014	8,560,000	85,600,000	85,600,000	
Bonus shares of Tk. 10 each issued for 2015	10,400,400	104,004,000	104,004,000	
Bonus shares of Tk. 10 each issued for 2016	6,298,020	62,980,200	62,980,200	
Bonus shares of Tk. 10 each issued for 2017	7,935,505	79,355,050	79,355,050	
Bonus shares of Tk. 10 each issued for 2018	7,009,696	70,096,960	70,096,960	
	<u>147,203,621</u>	<u>1,472,036,210</u>	<u>1,472,036,210</u>	
13.02	Particulars of Fully Paid-up Share Capital			
	<u>2020</u>	<u>2019</u>	<u>2020</u>	
	<u>No. of Shares</u>	<u>No. of Shares</u>	<u>(%)</u>	
Sponsor	147,203,621	147,203,621	100	
Institutions	-	-	-	
General Public	-	-	-	
	<u>147,203,621</u>	<u>147,203,621</u>	<u>100</u>	
13.03	Shareholding Position as at 31 December 2020			
<u>Sl. No.</u>	<u>Name of Shareholders</u>	<u>No. of Shares</u>	<u>Amount</u>	<u>Percentage(%)</u>
1	Mr. Md. Abdul Mannan Bhuiyan	4,050,432	40,504,320	2.75%
2	Mr. Saiful Kibria	21,056,408	210,564,080	14.30%
3	Mrs. Rozina Y. Kabir	15,392,095	153,920,950	10.46%
4	Mrs. Roushan Akter	3,980,464	39,804,640	2.70%
5	Mr. Maruf Akter Mannan	4,121,701	41,217,010	2.80%
6	Mr. Sharif Zahir	7,403,836	74,038,360	5.03%
7	Mr. Inamul Haq Khan	4,101,079	41,010,790	2.79%
8	Mr. Humayun Kabir	6,032,355	60,323,550	4.10%
9	M/s. Overseas Marketing Corp.(Pvt.) Ltd.	3,319,177	33,191,770	2.25%
10	Mr. Asif Zahir	4,459,766	44,597,660	3.03%
11	KABCO Pharmaceuticals Inc., USA	37,073,752	370,737,520	25.19%
12	Ms. Fahima Mannan	3,837,641	38,376,410	2.61%
13	Mr. Abu M. Shamsul Kabir	3,079,128	30,791,280	2.09%
14	Mr. Ridwan Zahir Khan	3,476,689	34,766,890	2.36%
15	Mrs. Meher Kabir	145,178	1,451,780	0.10%
16	Mr. Rizwan Mannan	3,832,500	38,325,000	2.60%
17	Ms. Maisha Farizma	3,544,358	35,443,580	2.41%
18	Ms. Arifa Akter	4,200,000	42,000,000	2.85%
19	Ms. Fariha Nazah Kabir	5,435,012	54,350,120	3.69%
20	Ms. Nabiha Sabah Kabir	5,435,012	54,350,120	3.69%
21	Mrs. Momtaz Begum	2,717,506	27,175,060	1.85%
22	Mr. Abu Mohammad Mazharul Kabir	113,229	1,132,290	0.08%
23	Mr. Abu Md.Humayun Kabir	113,229	1,132,290	0.08%
24	Mr. Abu Nurul Kabir	113,229	1,132,290	0.08%
25	Mrs. Bilkis Jahangir	56,615	566,150	0.04%
26	Mrs. Akter Mst.Monju	56,615	566,150	0.04%
27	Mrs. Ferdous Akter	56,615	566,150	0.04%
	Total	147,203,621	1,472,036,210	100%



Amount in Taka	
2020	2019

#### 13.04 Capital adequacy Ratio:

This disclosure is comply with DFIM circular 14/2011 under the para 7.4 a of " Prudential Guidelines on Capital Adequacy Market Discipline for Financial Institutions"

Capital adequacy ratio has been calculated as per circular issued by Bangladesh Bank.

<b>Tier-1 (Core Capital)</b>	<b>1,722,399,161</b>	<b>1,685,671,380</b>
Paid-up Capital	1,472,036,210	1,472,036,210
Statutory Reserve	173,906,341	166,560,785
General Reserve	-	-
Other Reserve	-	-
Retained Surplus	76,456,610	47,074,385
<b>Tier-2 (Supplementary Capital):</b>	<b>63,200,000</b>	<b>54,800,000</b>
General provision maintained against unclassified loans	63,200,000	54,800,000
Other Reserves	-	-
<b>Total Capital Held (Tier 1 + Tier 2)</b>	<b>1,785,599,161</b>	<b>1,740,471,380</b>
<b>Total Risk Weighted Assets (Note 13.05)</b>	<b>5,909,700,000</b>	<b>5,317,100,000</b>
<b>Required capital</b>	<b>1,000,000,000</b>	<b>1,000,000,000</b>
(10% of risk-weighted assets or Tk. 100.00 Core whichever is higher)		
<b>Total Capital Held</b>	<b>1,785,599,161</b>	<b>1,740,471,380</b>
 Capital adequacy ratio	 30.21	 32.27
Core capital	29.15	31.24
Supplementary capital	1.07	1.03

Minimum Capital Adequacy Ratio requirement as per Bangladesh Bank Guideline is 10% on RWA.

Gross Risk-Weighted Assets (RWA) in the various categories of risk weights are given below:

#### 13.05 Total Risk Weighted Assets

(a) Risk Weights for Credit Risk	5,058,200,000	4,381,300,000
(b) Risk Weights for Market Risk	414,000,000	391,200,000
(c) Risk Weights for Operational Risk	437,500,000	544,600,000
<b>Total Risk Weighted Assets (a+b+c)</b>	<b>5,909,700,000</b>	<b>5,317,100,000</b>





		Amount in Taka	
		2020	2019
<b>14.00 Retained earnings:</b>			
Retained earnings as at 01 January 2020		47,074,385	97,227,687
Add: Net Profit for the year		36,727,781	24,929,573
		83,802,166	122,157,259
Less: Transfer to statutory reserve		7,345,556	4,985,915
Less: Bonus shares issued /Dividend paid		-	70,096,960
		<b>76,456,610</b>	<b>47,074,385</b>
<b>15.00 Statutory reserve:</b>			
Opening balance		166,560,785	161,574,870
Add: Profit transferred to statutory reserve @ 20% for the year		7,345,556	4,985,915
		<b>173,906,341</b>	<b>166,560,785</b>
<b>16.00 Interest income:</b>			
Leases		144,857,145	258,190,856
Term finance		361,448,812	461,829,791
		<b>506,305,957</b>	<b>720,020,647</b>
<b>17.00 Interest paid on deposits &amp; borrowings:</b>			
Interest on borrowing from banks		78,633,216	155,213,083
Interest on term deposits		367,931,991	462,374,812
Interest on Right to use of Asset		216,844	-
		<b>446,782,050</b>	<b>617,587,895</b>
<b>18.00 Investment income</b>			
Dividend income		5,595,922	5,712,914
Gain on sale of Share		3,849,367	2,419,029
		<b>9,445,288</b>	<b>8,131,943</b>
<b>19.00 Other operating income</b>			
Service charges		2,571,440	2,836,884
Delinquent charges		59,616,043	50,246,850
Other income		3,780,888	1,722,039
NFL Employee's Provident Fund Forfeiture Account		4,497,999	-
On fixed and short term deposits with Banks & FI's		32,065,383	43,852,680
		<b>102,531,753</b>	<b>98,658,454</b>
<b>20.00 Salaries and allowances</b>			
Salaries		62,482,534	81,492,892
Bonus		4,518,508	9,620,275
Gratuity		558,278	2,801,124
Leave Encashment		774,554	1,153,277
		<b>68,333,874</b>	<b>95,067,568</b>
<b>21.00 Rent, taxes, insurance, electricity, etc.</b>			
Insurance premium		894,048	5,250,216
Utilities		2,482,154	2,434,140
Car lease rental		8,536,233	9,391,302
Office Rent		-	1,656,000
		<b>11,912,435</b>	<b>18,731,658</b>



		Amount in Taka	
		2020	2019
<b>22.00 Legal &amp; Professional fees:</b>			
Legal & professional fees		560,451	2,591,013
		<b>560,451</b>	<b>2,591,013</b>
<b>23.00 Postage, stamp, telecommunication etc.:</b>			
Postage & courier		41,480	119,917
Stamp charges		788,732	688,382
Telephone bill		1,099,540	1,422,969
		<b>1,929,752</b>	<b>2,231,268</b>
<b>24.00 Stationery, printing, advertisement:</b>			
Printing & stationery		753,929	2,472,829
Advertisement		14,598	2,244,439
		<b>768,527</b>	<b>4,717,268</b>
<b>25.00 Managing director's salary &amp; allowance:</b>			
Salary & allowances		5,924,000	6,540,000
Bonus		455,000	700,000
		<b>6,379,000</b>	<b>7,240,000</b>
<b>26.00 Director's fees</b>			
		664,000	704,000
		<b>664,000</b>	<b>704,000</b>
<b>27.00 Auditor's fees</b>			
		287,500	287,500
		<b>287,500</b>	<b>287,500</b>
<b>28.00 Repairs, maintenance, depreciation and amortization:</b>			
Depreciation		7,617,574	6,760,926
		<b>7,617,574</b>	<b>6,760,926</b>
<b>29.00 Other expenses:</b>			
Travel & Conveyance		555,019	1,658,935
Fuel Expenses		3,383,441	3,831,564
Entertainment		1,634,919	2,801,179
AGM Expenses		-	235,655
Business Development		79,780	3,743,356
Casual Labor, Security & Cleaners		2,296,578	5,962,896
Subscription Fee		200,000	453,000
Donation		500,000	500,000
Periodicals		13,212	69,124
Training		-	118,625
Bank Charge & Excise Duty		1,548,121	1,321,163
NFL Employee's Provident Fund Forfeiture Account		260,125	-
Business Commission		637,268	5,962,961
		<b>11,108,463</b>	<b>26,658,458</b>





	Amount in Taka	
	2020	2019
<b>30.00 Closing cash and cash-equivalents</b>		
Cash in hand (local currency)	37,618	21,562
Balance with Bangladesh Bank	50,235,345	106,480,237
Balance with other Banks and Financial Institutions	517,540,389	469,813,971
	<b>567,813,352</b>	<b>576,315,770</b>

**31.00 Earning Per Share (EPS)**

Net Profit after Tax	36,727,781	24,929,573
Number of Ordinary Shares outstanding	147,203,621	147,203,621
<b>Earning Per Share (EPS)</b>	<b>0.25</b>	<b>0.17</b>

Earning per share has been calculated in accordance with IAS-33 "Earning per share".

**32.00 Net Asset Value (NAV) per Share**

Total Assets	8,292,656,495	7,927,971,175
Total Liabilities	(6,570,257,334)	(6,242,299,795)
<b>Net Asset Value (NAV)</b>	<b>1,722,399,160</b>	<b>1,685,671,380</b>
Number of Ordinary Shares outstanding	147,203,621	147,203,621
<b>Net Asset Value (NAV) per Share</b>	<b>11.70</b>	<b>11.45</b>

**33.00 Net Operating Cash flow Per Share(Re-Arranged):**

Cash flow from operating activities as per Statement Of Cash flows	<b>(93,148,423)</b>	<b>846,674,541</b>
Number of Ordinary Shares outstanding	147,203,621	147,203,621
<b>Net Operating Cash Flow-Per Share</b>	<b>(0.63)</b>	<b>5.75</b>

**34.00 Salaries/Perquisites To MD,Directors & Officers:**

The aggregate amounts paid/provided during the year in respect of managing director,directors and officers of the company as defined in the Securities and Exchange Rules ,1987 are disclosed below:

Particulars	MD	Directors	Officers
Board Meeting Fees	-	664,000	-
Remuneration/salaries & allowance	5,560,000	-	63,815,366
Bonus	455,000	-	4,518,508
Company's Contribution To Provident Fund	364,000		2,799,272

**35.00 Provisions & liabilities**

All provisions for expenses and liabilities have been considered and appropriately recognised in preparing these Financial Statements.



**36.00 Number of Employees**

During the year under audit there were 71 number of employees in the company (2019:94 employees)

**37.00 Board Meeting and Directors' remuneration**

In the year 2020, seven board meetings were held. Each director was paid Tk 8,000 for attending each board meeting. No remuneration or special payment was paid to the directors for attending board meetings. Details of board meeting attendance shown in **Annexure-C**.

**38.00 The company had no receivable from the directors on 31.12.2020.**

**39.00 Appropriation during the year**

In accordance with IAS 1 "Presentation of Financial Statement", the appropriations for the year is reflected in the statement of changes in equity.

**40.00 Claims against the company not acknowledged as debt**

There was no claim at the balance sheet date.

**41.00 Contingent Liabilities**

There was no Contingent Liabilities at the balance sheet date.

**42.00 Related Party Disclosure**

Name of Directors and their interest in the FI and different entities-shown in **Annexure-D**.





**43.00 Reporting Currency**

The figure in financial statements represents Bangladesh Currency (Taka), which has been rounded off to the nearest Taka wherever necessary.

**44.00 Directors engagement with other entities are shown in Annexure-E.**

**45.00 Income tax status shown in Annexure -F.**

**46.00 Financial Highlights shown in Annexure -G.**

 Chairman  
 Director  
 Managing Director  
 Company Secretary

Place: Dhaka

Date: 02 August 2021





## Annexure -A

National Finance Limited  
Schedule of Fixed Asset  
As at 31 December 2020

Amount in Taka

Particulars	COST				Rate (%)	DEPRECIATION				Written down value as at 31.12.2020	Written down value as at 31.12.2019
	Balance as at 01.01.2020	Addition during the Year	Sales/ Adjustment	Balance as at 31.12.2020		Balance as at 01.01.2020	Charged during the Year	Adjustment	Balance as at 31.12.2020		
<b>A. Tangible Assets</b>											
Furniture & Fixtures	12,114,380	-	-	12,114,380	10%	4,932,153	718,223	-	5,650,376	6,464,004	7,182,227
Office Equipment	8,590,988	-	-	8,590,988	20%	5,650,702	588,057	-	6,238,759	2,352,229	2,940,286
Vehicle	-	-	-	-	20%	-	-	-	-	-	-
Telephone and Fax	622,358	-	-	622,358	10%	278,393	34,396	-	312,790	309,568	343,965
Office Decoration	18,113,159	-	-	18,113,159	10%	7,975,273	1,013,790	-	8,989,063	9,124,096	10,137,886
Computer	11,939,688	173,710	-	12,113,398	25%	8,038,329	1,015,148	-	9,053,478	3,059,920	3,901,359
Office Premises( UTC)	45,543,955	-	-	45,543,955	2%	7,268,815	910,879	-	8,179,694	37,364,261	38,275,140
Office Premises(Con. centre)*	94,089,458	-	-	94,089,458	2%	13,172,524	1,881,789	-	15,054,313	79,035,145	80,916,934
<b>Total Tangible Assets (A)</b>	<b>191,013,986</b>	<b>173,710</b>	<b>-</b>	<b>191,187,696</b>		<b>47,316,190</b>	<b>6,162,282</b>	<b>-</b>	<b>53,478,472</b>	<b>137,709,224</b>	<b>143,697,796</b>
<b>B. Lease Hold Assets</b>											
Right to use of Asset	-	4,805,468	-	4,805,468		-	1,455,292	-	1,455,292	3,350,177	-
<b>Total Lease Hold Assets (B)</b>	<b>-</b>	<b>4,805,468</b>	<b>-</b>	<b>4,805,468</b>		<b>-</b>	<b>1,455,292</b>	<b>-</b>	<b>1,455,292</b>	<b>3,350,177</b>	<b>-</b>
<b>Total 2020 (A+B)</b>	<b>191,013,986</b>	<b>4,979,178</b>	<b>-</b>	<b>195,993,164</b>		<b>47,316,190</b>	<b>7,617,574</b>	<b>-</b>	<b>54,933,764</b>	<b>141,059,400</b>	<b>143,697,796</b>



## Annexure-B

National Finance Limited  
Details of investment in shares  
As at 31 December 2020

Amount in Taka

Name of the Company	No. of share	Cost per share	Cost price	NAV per share	Total Value	Gain/(loss)
Unquoted shares						
	-	-	-	-	-	-
	-	-	-	-	-	-

Name of the Company	No. of share	Cost per share	Cost price	Market price per share	Total Value	Gain/(loss)
Quoted shares						
AFCARGO	110,000	30.60	3,365,609	17.00	1,870,000	(1,495,609)
APOLOISPAT	357,304	17.32	6,189,357	6.50	2,322,476	(3,866,881)
BBS	46,200	26.75	1,235,954	17.50	808,500	(427,454)
FEKDIL	216,770	18.70	4,052,584	10.40	2,254,408	(1,798,176)
GHAIL	198,000	24.43	4,836,671	16.70	3,306,600	(1,530,071)
MIDASFIN	67,732	34.24	2,319,210	18.40	1,246,269	(1,072,941)
RAKCERAMIC	181,500	54.65	9,918,378	26.10	4,737,150	(5,181,228)
ACMELAB	50,000	94.18	4,708,766	74.70	3,735,000	(973,766)
ACTIVEFINE	100,000	30.09	3,009,128	16.90	1,690,000	(1,319,128)
BARKAPOWER	243,639	34.80	8,477,674	25.70	6,261,522	(2,216,151)
BAYLEASING	165,531	25.89	4,286,150	22.70	3,757,554	(528,596)
CITYBANK	331,676	50.24	16,664,487	24.80	8,225,565	(8,438,922)
DESCO	135,000	57.74	7,794,890	34.80	4,698,000	(3,096,890)
IDLC	107,589	85.82	9,233,031	63.40	6,821,143	(2,411,888)
ISLAMIBANK	250,000	44.48	11,119,183	26.80	6,700,000	(4,419,183)
ISLAMICFIN	496,375	23.17	11,498,913	19.00	9,431,125	(2,067,788)
LANKABAFIN	457,143	41.50	18,970,037	31.40	14,354,290	(4,615,747)
LHBL	557,790	80.14	44,698,755	47.80	26,662,362	(18,036,393)
MERCANBANK	262,152	20.42	5,352,725	12.70	3,329,330	(2,023,394)
NCCBANK	80,325	16.20	1,301,051	13.20	1,060,290	(240,761)
SOUTHEASTB	194,493	19.67	3,824,750	12.50	2,431,163	(1,393,588)
SQURPHARMA	60,107	236.54	14,217,886	219.50	13,193,487	(1,024,399)
TITASGAS	80,000	39.97	3,197,422	30.80	2,464,000	(733,422)
ACTIVEFINE	1,000	28.64	28,638	17.40	17,400	(11,238)
BARKAPOWER	160,500	29.09	4,669,677	26.30	4,221,150	(448,527)
CONFIDCEM	33,488	159.43	5,339,111	118.70	3,975,026	(1,364,085)
IFADAUTOS	37,230	102.71	3,824,018	47.90	1,783,317	(2,040,701)
OLYMPIC	19,000	244.36	4,642,871	191.00	3,629,000	(1,013,871)
UNIQUEHRL	55,000	55.99	3,079,214	39.60	2,178,000	(901,214)
AAMRANET	1,060,000	23.58	25,000,000	45.20	47,912,000	22,912,000
ADVENT	416	8.86	3,686	22.80	9,485	5,799
BPML	1,037	138.76	143,891	44.40	46,043	(97,848)
COPPERTECH	9,957	9.52	94,830	21.10	210,093	115,263
GENEXIL	6,620	45.51	301,300	55.00	364,100	62,800
IBP	326	9.56	3,116	19.10	6,227	3,111
INTRACO	6,468	9.17	59,311	18.70	120,952	61,641





Amount in Taka

Name of the Company	No. of share	Cost per share	Cost price	NAV per share	Total Value	Gain/(loss)
KTL	14,345	7.02	100,640	10.90	156,361	55,721
NEWLINE	8,439	9.20	77,638	17.00	143,463	65,825
QUEENSOUTH	317	9.02	2,859	25.70	8,147	5,288
RINGSHINE	131,995	7.62	1,005,300	6.40	844,768	(160,532)
SILCOPHL	16,045	9.09	145,870	24.00	385,080	239,210
SILVAPHL	9,653	9.76	94,213	18.30	176,650	82,437
SSSTEEL	8,377	8.43	70,618	18.40	154,137	83,519
VFSTD	4,783	8.99	42,999	22.50	107,618	64,619
CRYSTALINS	10,878	10.00	108,780	39.4	428,593	319,813
DOMINAGE	1,985	125.01	248,140	34.5	68,483	(179,658)
ROBI	271,253	10.00	2,712,530	29.8	8,083,339	5,370,809
SEAPPEARL	7,831	9.52	74,590	79.1	619,432	544,842
			252,146,447		207,009,094	(45,137,353)

Total Provision required	(45,137,353)
Total Provision maintained	(68,500,000)
Excess/(Shortfall)	<u>23,362,647</u>



**National Finance Limited**  
**Directors Meeting & Attendance**  
As at 31 December 2020

**Annexure-C**

<b>Name of the Directors</b>	<b>No. of Meeting held during his/her tenure</b>	<b>Meeting Attended</b>	<b>%</b>
Mr. Md. Abdul Mannan Bhuiyan	7	7	100%
Mr. Inamul Haq Khan	7	7	100%
Mr. Saiful Kibria	7	7	100%
Mrs. Rozina Y. Kabir	7	7	100%
Mr. Maruf Akter Mannan	7	6	86%
Mrs. Roushan Akter	7	7	100%
Ms. Fahima Mannan	7	6	86%
Mr. Asif Zahir	7	6	86%
Ms. Arifa Kabir	7	7	100%
Mr. Yawer Sayeed (Independent Director)	7	3	43%



## Annexure - D

**National Finance Limited**  
**Particulars of Related Parties Transaction**  
**Directors and their interest in the FI and different entities**  
As at 31 December 2020

Sl. No.	Particulars	Name of the Related Party	Relationship	Sanction	Recovery During 2020	Balance Amount
1	LS08318	Humayun Kabir	Mr. Humayun Kabir is the spouse of Ms. Arifa Kabir, Director of NFL	9,826,548	200,000	8,626,598
2	LS08319	Bengal Windsor Thermoplastics Ltd.	Mr. Humayun Kabir, who is Director of Bengal Windsor Thermoplastics Ltd., is spouse of Ms. Arifa Kabir, Director of NFL	100,000,000	6,000,000	113,939,705
3	LS08334	Bengal Media Corporation Ltd.	Mr. Humayun Kabir, who is Director of Bengal Media Corporation Ltd., is spouse of Ms. Arifa Kabir, Director of NFL	17,000,000	-	17,000,000
4	LS08341	Humayun Kabir	Mr. Humayun Kabir is the spouse of Ms. Arifa Kabir, Director of NFL	7,500,000	-	7,500,000
5	LS08353	Bengal Media Corporation Ltd. Employees Provident Fund	Mr. Humayun Kabir, who is Director of Bengal Media Corporation Ltd., is spouse of Ms. Arifa Kabir, Director of NFL	33,500,000	-	33,500,000
6	LS08359	Bengal Media Corporation Ltd.	Mr. Humayun Kabir, who is Director of Bengal Media Corporation Ltd., is spouse of Ms. Arifa Kabir, Director of NFL	6,500,000	-	6,500,000
7	LS08360	Humayun Kabir	Mr. Humayun Kabir is the spouse of Ms. Arifa Kabir, Director of NFL	3,500,000	-	3,500,000
8	LS08363	Bengal Windsor Thermoplastics Ltd.	Mr. Humayun Kabir, who is spouse of Ms. Arifa Kabir, is Director of Bengal Windsor Thermoplastics Ltd.	20,000,000	-	24,625,114



**National Finance Limited**  
**Statement of Directors' Involvement in other Companies**  
**As on 31st December 2020**

Name of Director	Position in NFL	Involvement in other Companies	Position
Mr. Md. Abdul Mannan Bhuiyan	Chairman	Overseas Marketing Corporation (Pvt.) Ltd.	Managing Director
		OMC HealthCare (Pvt) Ltd.	Chairman
		OTS (Pvt) Ltd.	Chairman
		OMC Footwear Limited	Chairman
		Dawn Engineering & Technical Supplies	Proprietor
Mr. Inamul Haq Khan	Vice Chairman	Ananta Garments Ltd.	Managing Director
		Ananta Sportswear Ltd.	Managing Director
		Ananta Jeanswear Ltd.	Managing Director
		Confidence Industries Ltd.	Chairman
		Paradise Washing Plan Ltd.	Managing Director
		Thread & Thread Industries Ltd.	Managing Director
		Tunic Fashions Ltd.	Managing Director
		Ananta Leather Collections Ltd.	Managing Director
Mrs. Roushan Akter	Director	ABM Fashions Ltd.	Managing Director
		Overseas Marketing Corporation (Pvt.) Ltd.	Director
		OMC Health Care (Pvt) Ltd.	Director
		OTS (Pvt) Ltd.	Director
		OMC Footwear Limited	Director
Mr. Marui Akter Mannan	Director	Global Instruments Supply Co.	Proprietor
		OMC HealthCare (Pvt) Ltd.	Director
		OTS (Pvt) Ltd.	Managing Director
		Intellect Technologies (Pvt) Ltd.	Managing Director
		OMC Footwear Limited	Managing Director
		Athena International Ltd.	Chairman
		Millennium Syndicates	Proprietor
Ms. Fahima Mannan	Director	OMC HealthCare (Pvt) Ltd.	Director
		OMC Footwear Limited	Director
		Intellect Technologies (Pvt) Ltd.	Director
Mr. Saiful Kibria	Director	Not involved in any other company incorporated in Bangladesh except National Finance Ltd.	
Alternative Director: Mr. A.M.M. Jahangir Alam			
Mrs. Rozina Y. Kabir	Director	Not involved in any other company incorporated in Bangladesh except National Finance Ltd.	
Alternative Director: Mr. Khaja Abu Musa			
Ms. Arifa Kabir	Director	Not holding Director Position in any other Company.	
Mr. Asif Zahir	Director	Ananta Apparels Ltd.	Director
		Ananta Properties Ltd.	Director
		Ananta Energy Resources Ltd.	Director
		Vanguard Power Generation Ltd	Director
		Ananta Group Ltd.	Director
		Ananta Knitwear Ltd.	Nominee Director
		Ananta Developments Ltd.	Director
		Zero Gravity Ventures Ltd.	Managing Director
		Fast Fleet Logistics Ltd.	Nominee Director
		Universal Menswear Ltd.	Nominee Director
		Ananta Huaxiang Ltd.	Nominee Director
		Ananta Hotels & Resorts Limited	Director
		Z & Z Intimates Limited	Nominee Director
		Ananta Real Estate Limited	
		Ananta Clothing Limited	
		Creative Vision Ltd.	





Annexure -F

National Finance Ltd.  
TIN-673166997674  
Tax Status  
As on 31 December 2020

Income Year	Assessment year	Tax Provision (as per Accounts)	Tax Assessed by Tax Authority	Level of Assessment	Remarks
2016	2017-2018	129,843,185	134,013,172	Taxes Appealate Tribunal (TAT)	Appeal filed at the level of Appeal Before Taxes Appealate Tribunal (TAT).
2017	2018-2019	82,000,000	-	-	Return filed under 82BB.
2018	2019-2020	100,000,000	-	-	Return filed under 82BB.
2019	2020-2021	18,154,156	-	-	Return filed under 82BB.
2020	2021-2022	25,211,591	-	-	Return not yet due for submission.



**National Finance Limited**  
**Overall Performance Highlights**  
**As at 31 December 2020**

SL	Particulars	Amount in Taka	
		2020	2019
1	Paid- up Capital	1,472,036,210	1,472,036,210
2	Share holders equity	1,722,399,161	1,685,671,380
3	Total Assets	8,292,656,495	7,927,971,175
4	Total Deposits	3,207,321,585	3,358,097,967
5	Total Loans & Advances	6,430,990,743	6,108,030,821
6	Loan Deposit Ratio (%)	110.50	104.29
7	Operating Profit	61,939,372	44,233,490
8	Profit after Tax	36,727,781	24,929,573
9	Return on Investment(ROI) [PAT/(Shareholders' equity + Borrowings)]	1.41	1.00
10	Return on Assets (ROA)	0.44	0.31
11	Interest Earning Assets	7,200,677,579	6,842,471,672
12	Other Assets	900,646,552	835,299,908
13	Earnings per Share (EPS)	0.25	0.17
14	Net Asste value (NAV) per share	11.70	11.45
15	Net Operating Cash Flow(NOCF) per share	(0.63)	5.75

